


* Turn the grip so the clamp can hold flat shapes and round tubes.



TRAY x 1



L CLIP x 2



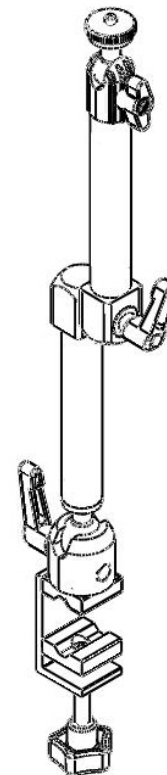
ARROW CLIP x 3




PROTECT PAD x 5



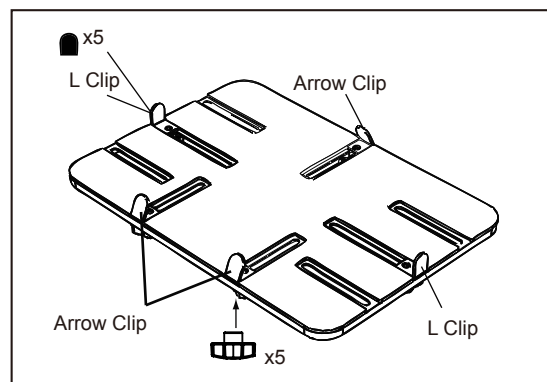
KNOB x 5



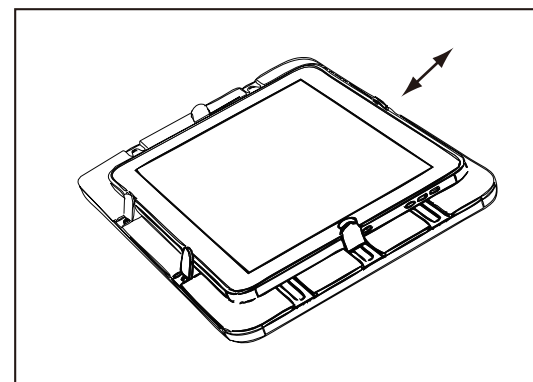
ARM x 1



* Screw the holding plates tightly to the ball.



* Stick the L CLIPS and ARROW CLIPS with PROTECT PADS and screw onto the TRAY with KNOBS.



* Only adjust the upper TRAY KNOB to put on or take out the ipad or the other elec device.

CAUTION

Please surely fasten all the screws to the tightest when use the stand.

Max loading:1.5KG