









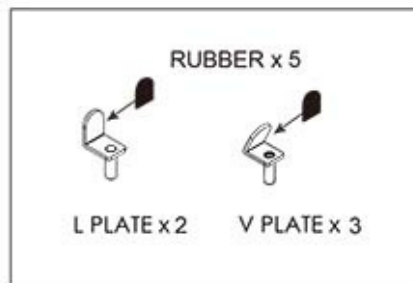


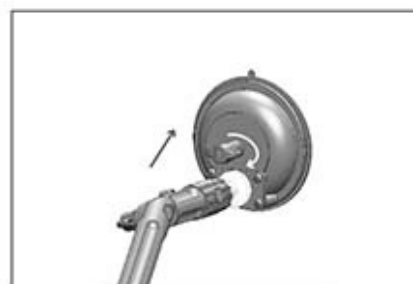
-  KNOB x 10
-  M ARM(R) x1
-  V PLATE x 3
-  M ARM(L) x1
-  L PLATE x 2
-  L ARM x4
-  SCREW x7
-  BALL CLAMP(R) x2
-  BALL CLAMP(L) x2
-  KNOB x 2
- 



Paste the rubber pad onto L and V plate.



Keep the ARM close to the central console will reduce the vibration.



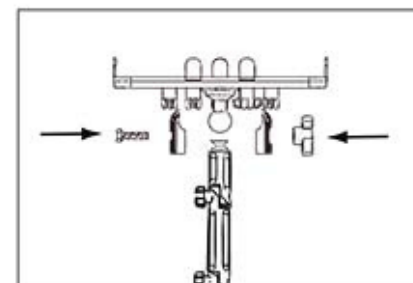
Press the SUCTION BASE on the windshield and tighten the TURNTABLE.

CAUTION

*Please surely fasten all the screws to the tightest when Use the stand.

*Not for use while driving.

Max load:
when moving 1.5KG
when immobility 3KG



SCREW the TRAY onto the BALL HEAD of the ARM.